

Fishing the Northeast Canyons



Captain Scott Clay – Miss Wilder



Northeast Canyons

One of the most diverse Bluewater/Offshore fisheries in the world, the Northeast Canyons.

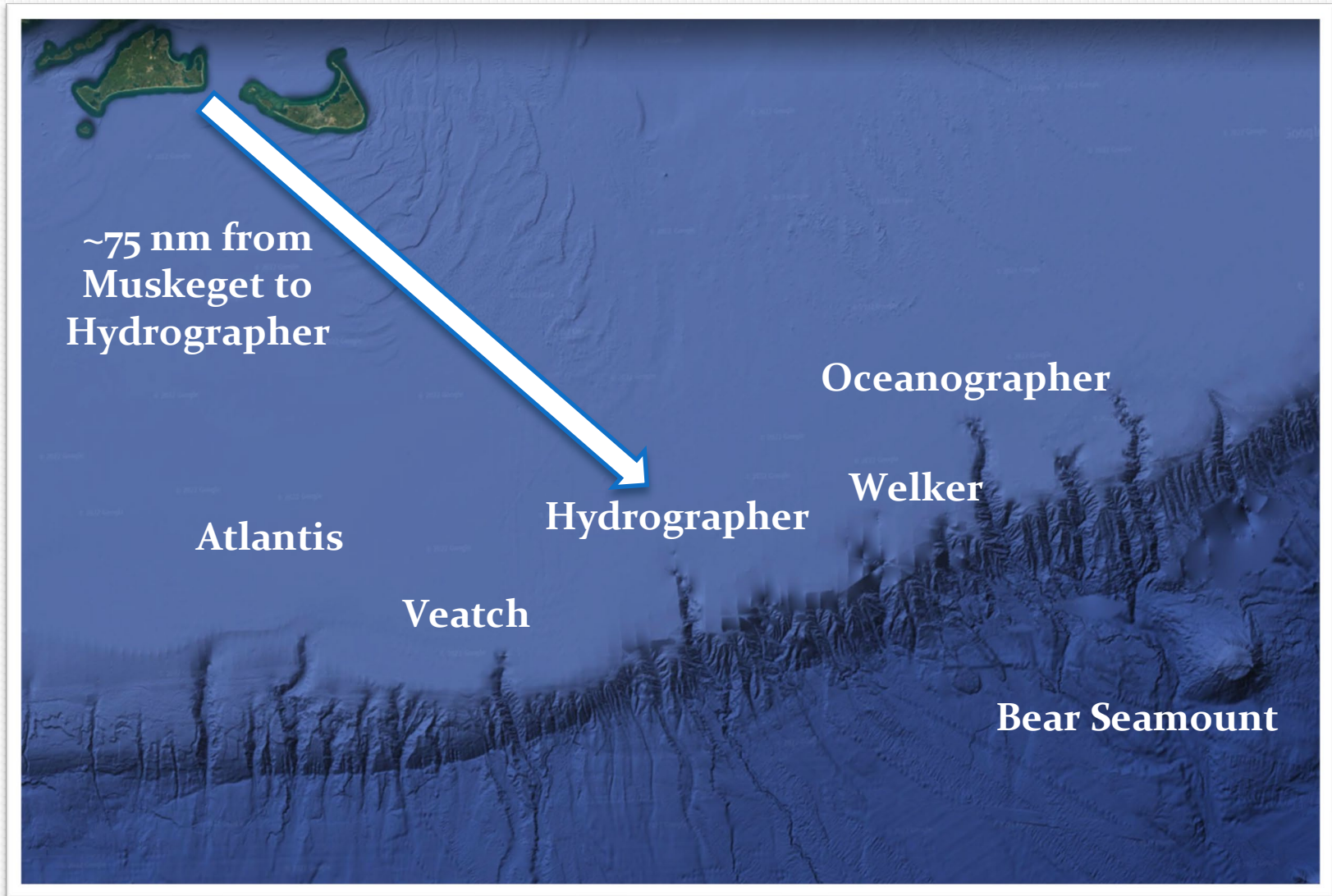
When conditions are right, it is not uncommon to check all of the boxes on pelagic species in one trip to these cracks in the continental shelf, also referred to as “the edge”... There aren’t many other places in the world like that.

The canyons are cuts and cracks in the continental shelf found roughly 80-130+ miles off of the coast of New England. The most commonly fished area of the canyons fished off of New England stretches from the Hudson Canyon (West) to Lydonia Canyon (East); depending on what port you are departing from. The “Western Canyons” are more accessible for vessels fishing out of NY, RI, and CT. The “Eastern Canyons” typically see more boats from Massachusetts. In the Summer and early Fall months, warm water eddies separate from the Gulf Stream as it gets closer to the continental shelf.

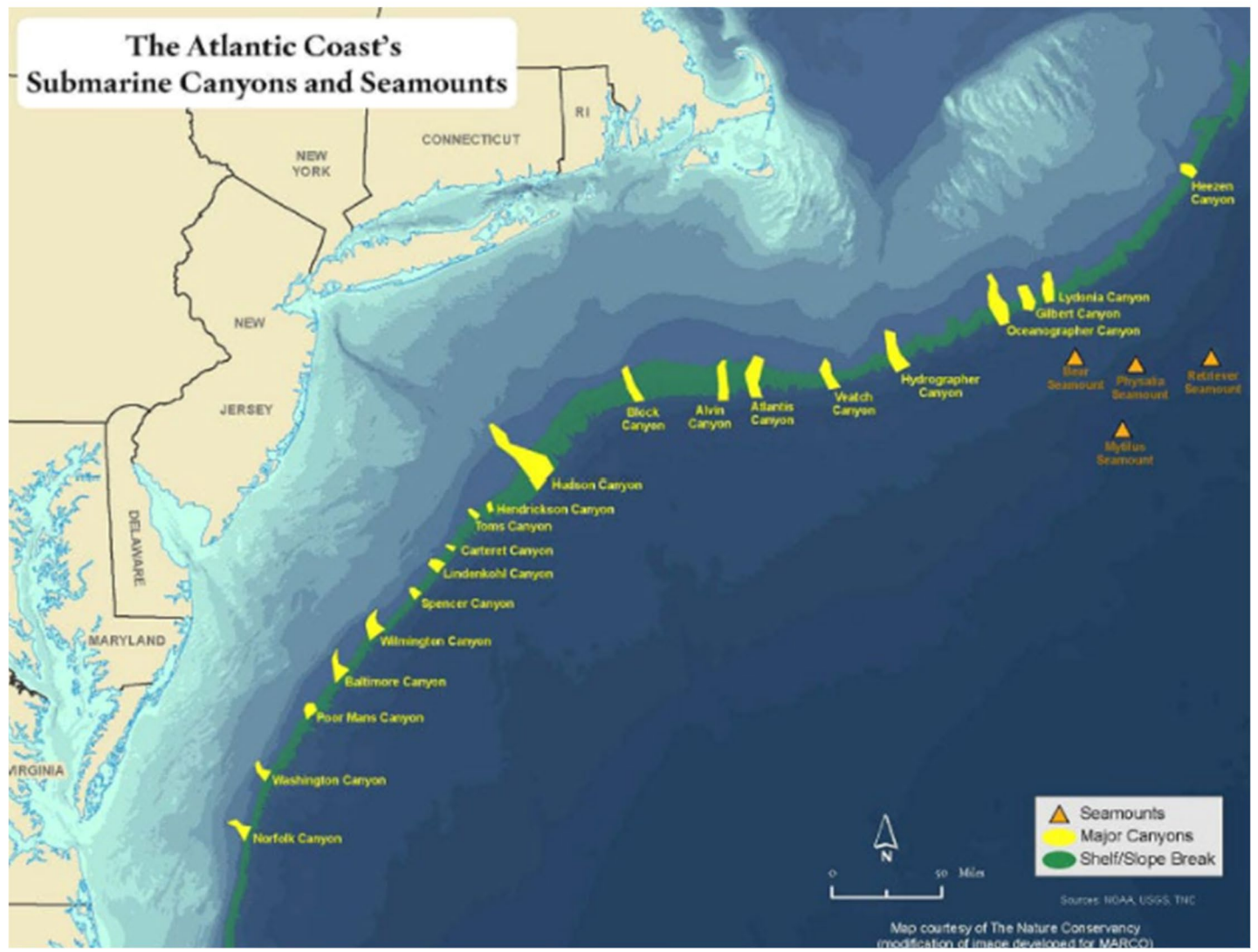
When these Gulf Stream eddies hit the structure of the canyons/shelf and come into contact with the cooler more nutrient-rich water of the Labrador Current, it creates optimal feeding and fishing conditions for various types of pelagic species...as long as you have the weather window.

- **Key Areas: Entire continental shelf dependent on water temperature and conditions**
- **Depth: Roughly 500-5,000+ft**
- **Target Species: Yellowfin Tuna, Bigeye Tuna, Bluefin Tuna, Albacore, Swordfish, Wahoo, Mahi, White Marlin, Blue Marlin, and a variety of Sharks**

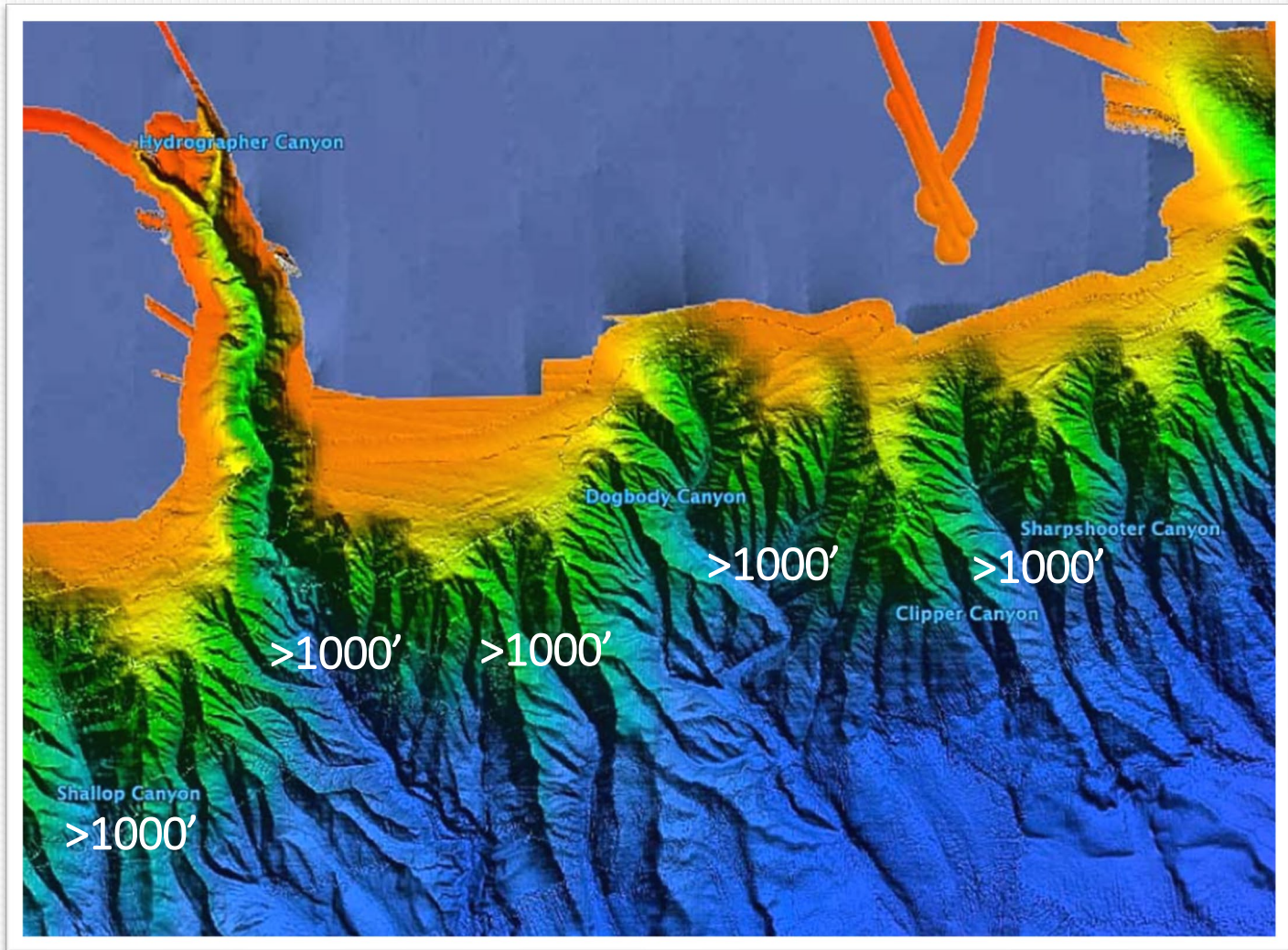
Where are the Northeast Canyons?



The Atlantic Coast's Submarine Canyons and Seamounts



Bottom Profile of the Canyons



Canyon Trip Plan

Three Most Important Items For a Successful Trip: Safety, Weather & Preparation

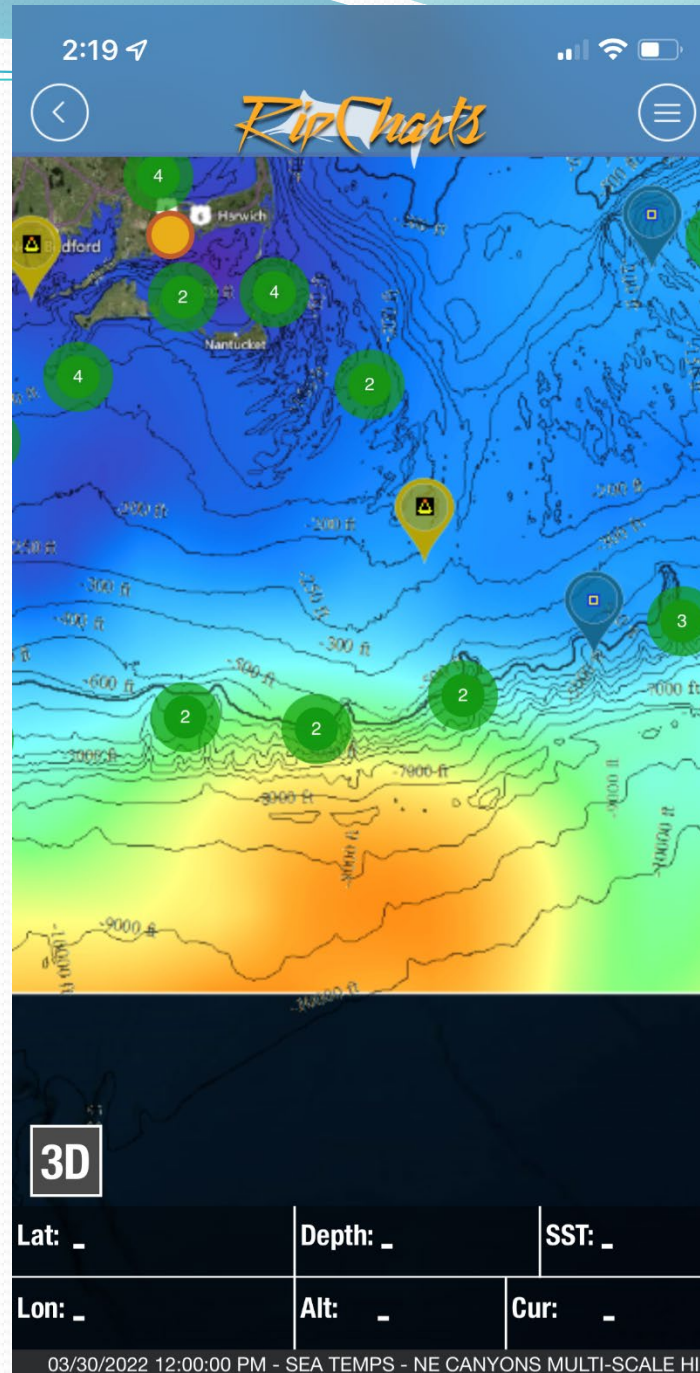
Safety:

- ✓ AIS (Automatic Identification System)
- ✓ Survival Suits (essential)
- ✓ Rafts
- ✓ EPIRB (Emergency Position Indicating Radio Beacon)
- ✓ Ditch Bag (all of the safety equipment)
- ✓ Medical Kit (pressure bandage)
- ✓ All Permits

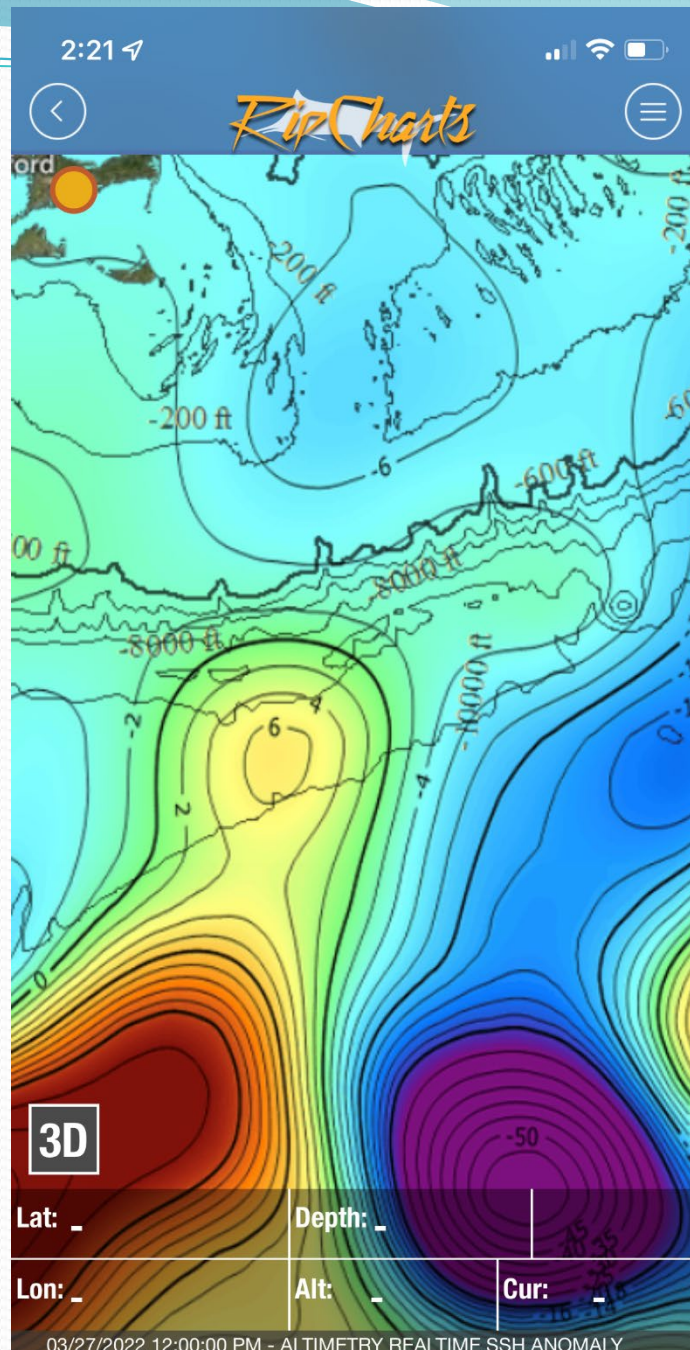
Weather:

- Check as many sites as possible
- ✓ Windy, Buoy Weather, Fishweather
- ✓ Regular weather
- ✓ Chlorophyll Charts
- ✓ Altimetry Charts
- ✓ Sea Surface Temperature Charts

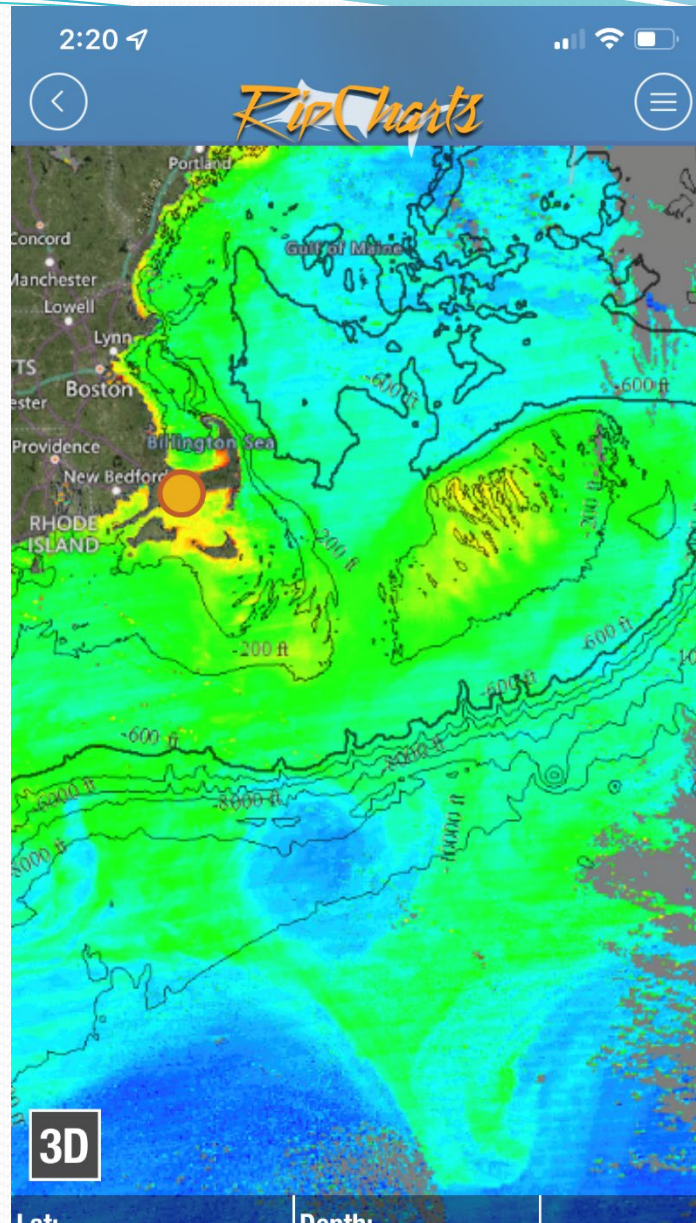
Sea Surface Temperature Chart



Altimetry Chart



Chlorophyll Chart



Trip Preparation:

- Stabilizer Binoculars
- ✓ Ice
- ✓ Salt
- ✓ Extra Tackle, Hardware & Gear
- ✓ Baits & Bait Prep
- ✓ Reels, Leaders, Top Shots
- ✓ Reel Leashes
- ✓ Drag Checks (Lures At Strike 16 to 18 lbs – Bait in Wash 8 – 10 lbs)

Which Canyon?

- Eastern Canyon's; Veatch east to Hydrographer's to Oceanographer's to Lydonia (less boats and larger temp breaks)
- ✓ Western Canyon's; East of Atlantis to west of Atalantis to Weather Buoys & Fishtails (more boats and smaller temp breaks)
- ✓ Chlorophyll (water color)
- ✓ Altimetry (upwellings and downwellings (blue is upwelling and red is downwelling))
- ✓ Temp Charts (Surface Temps)

Food:

- ✓ Good food is very important!

Gear:

- ✓ 30 / 50 Stand Up Rods (I like Winthrop Guides)
- ✓ 30 / 50 Reels (I like Shimano Talica or Tiagra)





First Light/Last Light:


- ✓ 6 to 7 knots
- ✓ On Shelf; 600' to 1,000'
- ✓ Bars
- ✓ Bally's
- ✓ Joe Shutes (3 to 5 oz)
- ✓ Dark Colors
- ✓ I like bid stuff!


Mid-Day:


- ✓ Day drop (Swordfish)
- ✓ Deploy with current and half the depth
- ✓ Troll deep; 1,500 to 2,500 feet
- ✓ Faster 7.5 to 8.5 knots
- ✓ Marlin
- ✓ Dredge (hookless bait ball)
- ✓ Chains near boat
- ✓ Teasers (hookless baits)
- ✓ Bally's or small jets in the wash (Bally's for a pitch) pinned down
- ✓ Big lures next
- ✓ Small lures and Bally's long rigger

Night:


- ✓ Drift
- ✓ 1200 to 3000 feet
- ✓ Structure and corners
- ✓ 3 baits 150, 80 and a floater
- ✓ Floats on 80 and floater
- ✓ Leaders 20 feet
- ✓ Place lights ever 5 feet
- ✓ Weights at swivels






































**Good night and thank you all for
attending!**

Follow me on Instagram at Miss Wilder sportfishing and message me